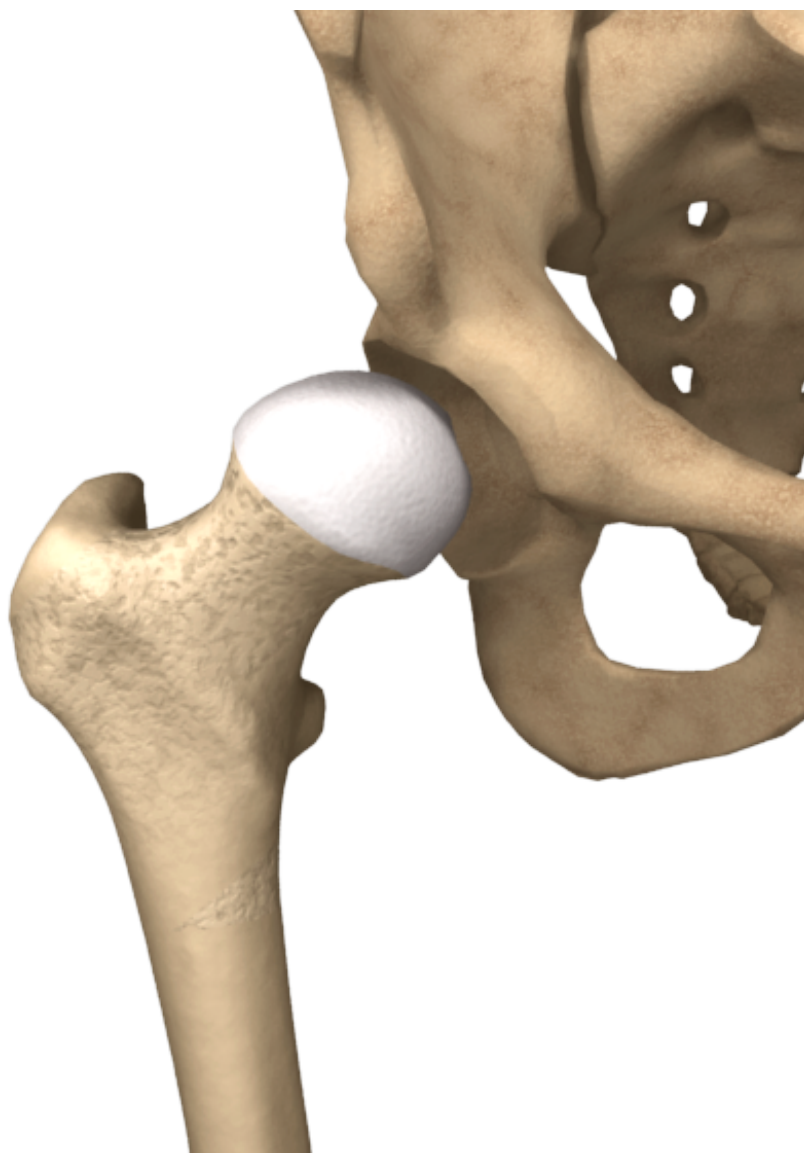
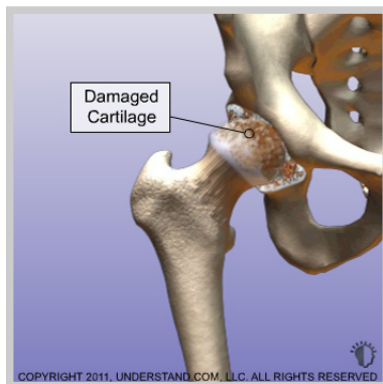


# Total Hip Replacement

Total Hip Replacement is a surgical operation involving the replacement of the cup-shaped hip socket and the ball of the thigh bone that have worn from arthritis, or from other conditions which deteriorate the cartilage and bone of the joint. In cases requiring Total Hip Replacement, the cartilage becomes worn and the underlying bone develops spurs and various irregularities which produce pain and loss of motion.



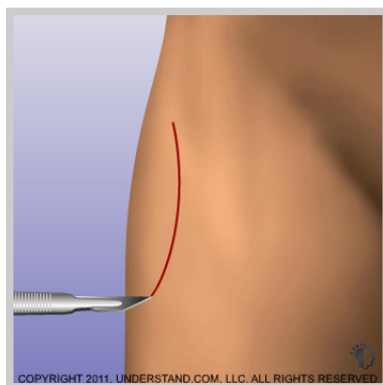


### **Total Hip Replacement Introduction**

Total Hip Replacement is a surgical operation involving the replacement of the cup-shaped hip socket and the ball of the thigh bone that have worn from arthritis, or from other conditions which deteriorate the cartilage and bone of the joint. In cases requiring Total Hip Replacement, the cartilage becomes worn and the underlying bone develops spurs and various irregularities which produce pain and loss of motion.

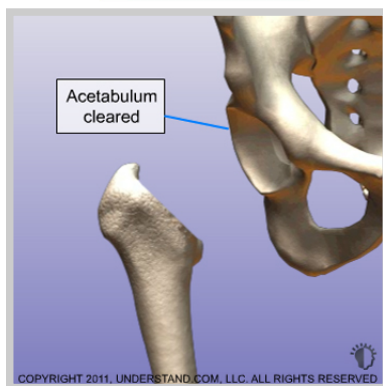
#### **Doctor's Personal Note: A Message From Your Doctor**

*Thank you for visiting our website and viewing our 3D Animation Library. These animations should assist you in better understanding your condition or procedure. We look forward to answering any additional questions you may have at our next appointment.*



### **Incision**

An incision is made around the hip joint, most commonly along the side or in front of the hip. The muscles, tendons, and joint capsule are moved away from the joint to expose the femoral head and acetabulum (hip socket).



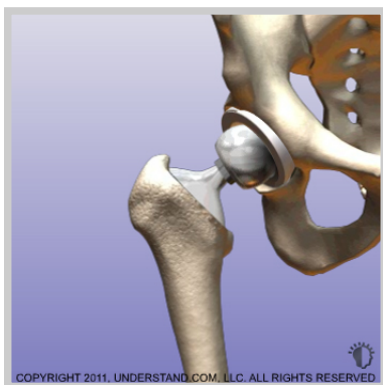
### ***Removing the Femoral Head***

The hip is positioned to expose the joint. Next, the head and neck of the femur are removed and the acetabulum is cleaned out in preparation for the replacement component.



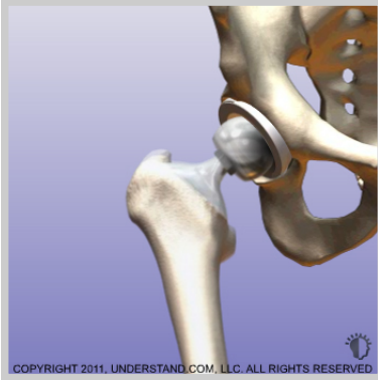

### ***Fitting the Stem and Ball***

The channel inside the femur is prepared so the femoral stem can be fit into position. Your surgeon may or may not use cement to secure the stem. A carefully fitted "ball" is then secured to end of the femoral stem.



### ***Rejoining the Hip Joint***

The hip joint is rejoined and all surrounding tissues are repaired back to the normal position.



### ***End of Procedure***

A total hip replacement will provide complete or nearly complete pain relief in most patients.